

Boost Trust & Grow Your Business with the McAfee SECURE Verified SSL Trustmark

The McAfee SECURE Verified SSL trustmark, powered by TrustedSite, is an easy-to-implement tool that complements your SSL certificate and is proven to build customer trust and increase sales. By making your potential customers feel safe, they're much more likely to convert.

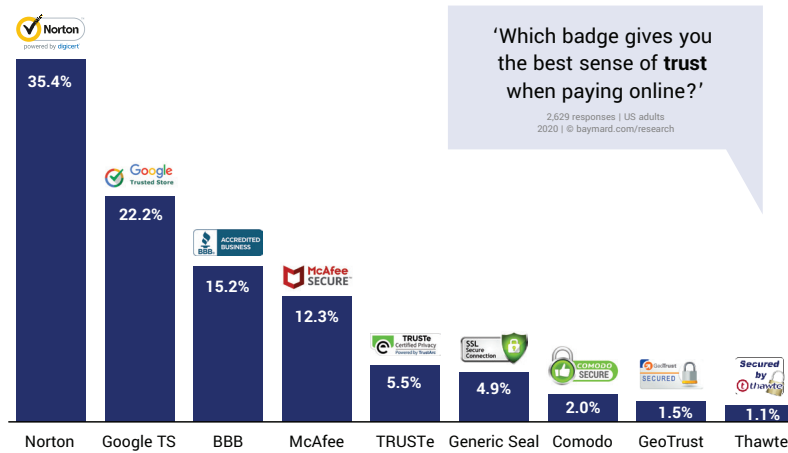
Your reputation is everything – maximize it with the McAfee SECURE Verified SSL trustmark.



Get a Leading Trustmark With Proven Performance

The McAfee name is known around the world, and when it comes to trustmarks it's hard to beat.

In fact, a study by the Baymard Institute found that the McAfee SECURE trustmark performs head and shoulders above other site seals.



Stay Safe & Stand Out With TrustedSite Scanning & Certification

Included with McAfee SECURE Verified SSL is a TrustedSite certification and weekly security scans. Pass the scan, get certified, and display another dynamic floating “Certified Secure” trustmark. You also get the following extras:

<p>Verification Page on TrustedSite.com</p>	<p>Business Identity Verification</p>	<p>Floating “Certified Secure” Trustmark</p>
---	---------------------------------------	--

See the Difference

The McAfee SECURE Verified SSL and TrustedSite Certified Secure trustmarks immediately establish trust with visitors, no matter what page they land on.

The McAfee SECURE Verified SSL trustmark is static and displayed on pages with a valid SSL certificate:



Note: only for SSL certificates provided by The SSL Store™

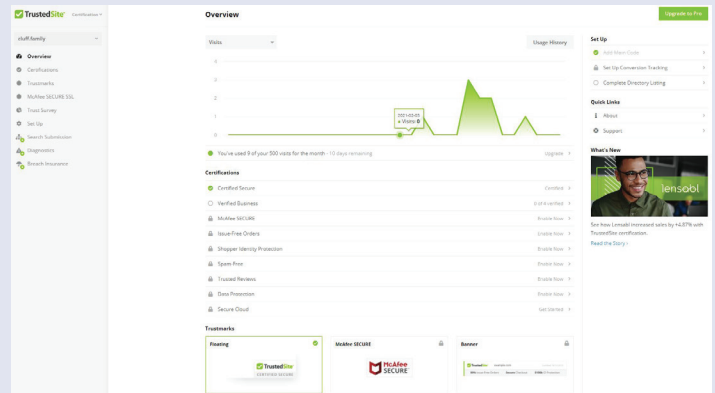
The TrustedSite trustmark is dynamic, floating and appears in the bottom corner of each page:



Easy Management With the TrustedSite Dashboard

The TrustedSite dashboard is your all-in-one portal for everything relating to your trustmarks. After logging in, you'll be able to:

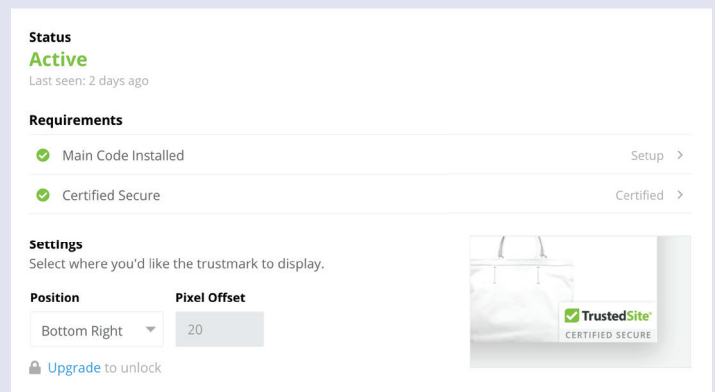
- ✓ View detailed stats on site visit, trustmark views, trustmark verifications, and purchases
- ✓ Select and configure your trustmarks
- ✓ View and manage your TrustedSite security certification and scans



Setup in Minutes

Adding the McAfee or TrustedSite trustmarks to your site is fast and simple:

- 1 Login to the TrustedSite Dashboard
- 2 Click "Trustmarks"
- 3 Select which trustmark you'd like to display
- 4 Add the auto-generated code to the pages where you want the trustmark displayed



[Get McAfee SECURE Verified SSL Now](#)

Exclusive offer from The SSL Store™

Need to get more details?

Contact us at (727) 201-5838 or resellers@theSSLstore.com

